

2020-21 Texas Academic Performance Report (TAPR)

District Name: HURST-EULESS-BEDFORD ISD

Campus Name: OAKWOOD TERRACE EL

Campus Number: 220916106


2021 Accountability Rating: Not Rated: Declared State of Disaster






This page is intentionally blank.


Texas Education Agency
 2020-21 STAAR Performance (TAPR)
 OAKWOOD TERRACE EL (220916106) - HURST-EULESS-BEDFORD ISD - TARRANT COUNTY

Due to the cancellation of spring 2020 STAAR, 2021 and 2019 STAAR data are shown.

School Year	State	District	Campus	African American	Hispanic	White	American Indian	Asian	Pacific Islander	Two or more	0.000	0.000	.72	0.14	51.84	re B	d 1	J1	j 0	d 0	J0	j 495.07	5
-------------	-------	----------	--------	------------------	----------	-------	-----------------	-------	------------------	-------------	-------	-------	-----	------	-------	------	-----	----	-----	-----	----	----------	---










Texas Education Agency
2020-21 STAAR Participation (TAPR)
OAKWOOD TERRACE EL (220916106) - HURST-EULESS-BEDFORD ISD - TARRANT COUNTY

Due to the cancellation of spring 2020 STAAR, 2021 and 2019 STAAR data are shown.

This section of the page is completely redacted. It consists of several horizontal bars of varying colors: a thick blue bar at the top, followed by a tan bar, a light blue bar, another tan bar, another light blue bar, and a final light blue bar at the bottom. No data or text is visible within this area.

Texas Education Agency
 2020-21 Attendance, Graduation, and Dropout Rates (TAPR)
 OAKWOOD TERRACE EL (220916106) - HURST-EULESS-BEDFORD ISD - TARRANT COUNTY

	State	District	Campus	African American	Hispanic	White	American Indian	Asian	Pacific Islander	Two or More Races	Special Ed	Econ Disadv	EB/EL
Attendance Rate													
2019-20	98.3%	99.0%	99.2%	99.5%	99.3%	99.1%	* 99.4%	97.9%	99.7%	98.6%	99.2%	99.3%	
2018-19	95.4%	96.6%	97.0%	97.0%	97.3%	96.8%	- 97.4%	93.5%	96.8%	96.5%	97.0%	97.2%	
Chronic Absenteeism													
2019-20	6.7%	3.9%	2.8%	1.5%	2.0%	3.3%	* 0.0%	13.3%	5.9%	10.0%	3.2%	2.4%	
2018-19	11.4%	7.3%	4.8%	9.8%	2.7%	4.3%	- 0.0%	23.5%	18.2%	8.2%	5.2%	3.4%	
Annual Dropout Rate (Gr 7-8)													
2019-20	0.5%	0.2%	-	-	-	-	-	-	-	-	-	-	
2018-19	0.4%	0.2%	-	-	-	-	-	-	-	-	-	-	
Annual Dropout Rate (Gr 9-12)													
2019-20	1.6%	0.2%	-	-	-	-	-	-	-	-	-	-	
2018-19	1.9%	0.3%	-	-	-	-	-	-	-	-	-	-	
4-Year Longitudinal Rate (Gr 9-12)													
Class of 2020													
Graduated	90.3%	97.6%	-	-	-	-	-	-	-	-	-	-	
Received TxCHSE	0.4%	0.1%	-	-	-	-	-	-	-	-	-	-	
Continued HS	3.9%	1.5%	-	-	-	-	-	-	-	-	-	-	
Dropped Out	5.4%	0.8%	-	-	-	-	-	-	-	-	-	-	
Graduates and TxCHSE	90.7%	97.7%	-	-	-	-	-	-	-	-	-	-	
Graduates, TxCHSE, and Continuers	94.6%	99.2%	-	-	-	-	-	-	-	-	-	-	
Class of 2019													
Graduated	90.0%	97.4%	-	-	-	-	-	-	-	-	-	-	
Received TxCHSE	0.5%	0.2%	-	-	-	-	-	-	-	-	-	-	
Continued HS	3.7%	1.5%	-	-	-	-	-	-	-	-	-	-	
Dropped Out	5.9%	0.8%	-	-	-	-	-	-	-	-	-	-	
Graduates and TxCHSE	90.4%	97.6%	-	-	-	-	-	-	-	-	-	-	
Graduates, TxCHSE, and Continuers	94.1%	99.2%	-	-	-	-	-	-	-	-	-	-	
5-Year Extended Longitudinal Rate (Gr 9-12)													
Class of 2019													
Graduated	92.0%	98.7%	-	-	-	-	-	-	-	-	-	-	
Received TxCHSE	0.5%	0.2%	-	-	-	-	-	-	-	-	-	-	
Continued HS	1.3%	0.1%	-	-	-	-	-	-	-	-	-	-	
Dropped Out	6.1%	0.9%	-	-	-	-	-	-	-	-	-	-	



There is no data for this campus.

Texas Education Agency
2020-21 CCMR-Related Indicators (TAPR)
OAKWOOD TERRACE EL (220916106) - HURST-EULESS-BEDFORD ISD - TARRANT COUNTY

There is no data for this campus.

Texas Education Agency
2020-21 Other Postsecondary Indicators (TAPR)
OAKWOOD TERRACE EL (220916106) - HURST-EULESS-BEDFORD ISD - TARRANT COUNTY

There is no data for this campus.

Texas Education Agency
2020-21 Student Information (TAPR)
OAKWOOD TERRACE EL (220916106) - HURST-EULESS-BEDFORD ISD - TARRANT COUNTY

	Membership	Enrollment

--	--	--

--	--	--

--	--	--

--	--	--

Texas Education Agency
2020-21 Student Information (TAPR)
OAKWOOD TERRACE EL (220916106) - HURST-EULESS-BEDFORD ISD - TARRANT COUNTY

Student Information	--Non-Special Education Rates--			---Special Education Rates---		
	Campus	District	State	Campus	District	State
Retention Rates by Grade:						
Kindergarten	3.3%	3.6%	1.4%	10.0%	7.9%	4.8%
Grade 1	0.0%	1.6%	1.9%	12.5%	4.1%	3.2%
Grade 2	0.0%	1.3%	1.0%	0.0%	1.9%	1.4%
Grade 3	1.8%	0.5%	0.5%	0.0%	0.0%	0.6%
Grade 4	1.6%	0.3%	0.3%	0.0%	0.0%	0.4%
Grade 5	0.0%	0.5%	0.2%	0.0%	0.4%	0.3%
Grade 6	1.4%	0.3%	0.2%	0.0%	0.0%	0.3%
Grade 7	-	0.2%	0.3%	-	0.5%	0.3%
Grade 8	-	0.8%	0.2%	-	1.1%	0.4%
Grade 9	-	1.2%	4.7%	-	3.2%	7.8%

Class Size Averages by Grade and Subject
(Derived from teacher responsibility records):

Class Size Information	Campus	District	State
Elementary:			
Kindergarten	21.5	19.5	17.7
Grade 1	22.5	20.2	18.0
Grade 2	20.6	20.2	18.0
Grade 3	23.2	20.6	18.2
Grade 4	14.9	18.2	18.3
Grade 5	14.1	19.8	19.8
Grade 6	24.7	23.5	19.4
Secondary:			
English/Language Arts	-	17.6	15.7
Foreign Languages	-	19.3	17.8
Mathematics	-	20.4	16.9
Science	-	20.6	17.9
Social Studies	-	22.1	18.3

